



VST Industries Limited

October 16, 2018

The General Manager
Department of Corporate Services
BSE Limited
1st Floor, New Trading Ring
Rotunda Building
Phiroze Jeebhoy Towers
Dalal Street, Fort
Mumbai – 400 001

The Manager
Listing Department
National Stock Exchange of India Ltd.
Exchange Plaza, Plot No.C-1, G Block
Bandra Kurla Complex, Bandra (E)
Bandra (East)
Mumbai – 400 051

STOCK CODE : 509966

STOCK SYMBOL: VSTIND

Dear Sir,

Sub : Disclosure of Shareholding Pattern

Pursuant to Regulation 31(1)(b) of SEBI (Listing Obligations and Disclosure Requirements) Regulations, 2015, we enclose herewith the Shareholding Pattern for the quarter ended 30th September, 2018.

We request you to take the above on record.

Thanking you,

Yours faithfully,
For VST INDUSTRIES LIMITED


PHANI K. MANGIPUDI
COMPANY SECRETARY & COMPLIANCE OFFICER

Encl : a/a

1	Name of Listed Entity	VST INDUSTRIES LIMITED
2	Scrp code/Name of Scrip/Class of Security	509966/ VSTIND/ Equity
3	Share Holding Pattern Filed under Reg. 31(1)(b) for Quarter ended	30th September, 2018

4 **Declaration:**

	Particulars	Yes	No
1	Whether the Listed Entity has issued any partly paid up shares	-	No
2	Whether the Listed Entity has issued any Convertible Securities or Warrants	-	No
3	Whether the Listed Entity has any shares against which depository receipts are issued	-	No
4	Whether the Listed Entity has any shares in locked-in	-	No
5	Whether any shares held by promoters are pledged or other encumbered	-	No



Table I Summary statement holding of specified securities

Category	Category of shareholder	Nos. of shareholders	No. of fully paid up equity shares held	No. of partly paid up equity shares held	No. of shares underlying Depository Receipts	Total nos. shares held	Shareholding as a % of total no. of shares (calculated as per SCRR, 1957 as a % of (A+B+CZ) VIII	No. of Voting Rights held in each class of securities (IX)			No. of shares underlying outstanding convertible securities (including warrants) (X)	Shareholding as a % assuming full conversion of convertible securities as a % of diluted share capital (XI)=(VII)+(X) As a % of (A+B+CZ)	Number of locked in shares (XII)		Number of shares pledged or otherwise encumbered (XIII)		Number of equity shares held in dematerialized form (XIV)	
								No of Voting Rights					Total as a % of (A+B+C)	No.	As a % of total shares held	No.		As a % of total shares held
								Class X	Class Y	Total								
[A]	Promoter & Promoter Group	3	4965902	0	0	4965902	32.16	4965902	0	4965902	0	0	0	0	0	4965902		
[B]	Public	14884	10476018	0	0	10476018	67.84	10476018	0	10476018	0	0	0	0	0	9915233		
[C]	Non Promoter- Non Public	0	0	0	0	0	0	0	0	0	0	0	0	0	0	0		
[C1]	Shares underlying DRS	0	0	0	0	0	NA	0	0	0	0	0	0	0	0	0		
[C2]	Shares held by Employee Trusts	0	0	0	0	0	0	0	0	0	0	0	0	0	0	0		
	Total	14887	15441920	0	0	15441920	100	15441920	0	15441920	0	0	0	0	0	14881135		

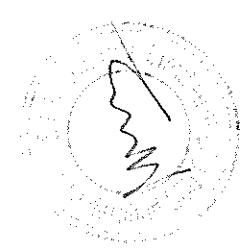


Table II Statement showing shareholding pattern of the Promoter and Promoter Group

	Category & Name of the shareholders	PAN	No. of shareholder	No. of fully paid up equity shares held	No. of partly paid up equity shares held	No. of shares underlying Depository Receipts	Total nos. shares held	Shareholding as a % of total no. of shares (calculated as per SCRR, 1957 as a % of (A+B+C2) VIII	No. of Voting Rights held in each class of securities (IX)			No. of shares underlying convertible securities (including warrants) (X)	Shareholding as a % assuming full conversion of convertible securities (as a % of diluted share capital) (XI)=(VII)+(X) As a % of	Number of locked in shares (XII)		Number of shares pledged or otherwise encumbered (XIII)		Number of equity shares held in dematerialized form (XIV)
									Class X	Class Y	Total			No.	As a % of total shares held	No.	As a % of total shares held	
(1)	Indian																	
[a]	Individuals/HUF		0	0	0	0	0	0	0	0	0	0	0	0	0	0	0	0
[b]	Central Government/ State Government(s)		0	0	0	0	0	0	0	0	0	0	0	0	0	0	0	0
[c]	Financial Institutions/Banks		0	0	0	0	0	0	0	0	0	0	0	0	0	0	0	0
[d]	Any other		0	0	0	0	0	0	0	0	0	0	0	0	0	0	0	0
(2)	Sub-Total (A)(1)		0	0	0	0	0	0	0	0	0	0	0	0	0	0	0	0
[a]	Foreign		0	0	0	0	0	0	0	0	0	0	0	0	0	0	0	0
[a]	Individuals(Non-Resident Individuals /Foreign Individuals)		0	0	0	0	0	0	0	0	0	0	0	0	0	0	0	0
[b]	Government		0	0	0	0	0	0	0	0	0	0	0	0	0	0	0	0
[c]	Institutions		0	0	0	0	0	0	0	0	0	0	0	0	0	0	0	0
[d]	Foreign Portfolio investor		0	0	0	0	0	0	0	0	0	0	0	0	0	0	0	0
[e]	Any other (specify)		0	0	0	0	0	0	0	0	0	0	0	0	0	0	0	0
	Bodies Corporate		3	4965902	0	0	4965902	32.16	4965902	0	4965902	0	32.16	0	0	0	0	4965902
	The Raleigh Investment Company Limited	AADCT3519P	1	3620420	0	0	3620420	23.45	3620420	0	3620420	0	23.45	0	0	0	0	3620420
	Tobacco Manufacturers (India) Limited	AADCT3518N	1	1278942	0	0	1278942	8.28	1278942	0	1278942	0	8.28	0	0	0	0	1278942
	Rothmans International Enterprises Limited	AAEGR6153N	1	66540	0	0	66540	0.43	66540	0	66540	0	0.43	0	0	0	0	66540
	Sub-Total (A)(2)		3	4965902	0	0	4965902	32.16	4965902	0	4965902	0	32.16	0	0	0	0	4965902
	Total Shareholding of Promoter and Promoter Group																	
	A=[(1)+(A)(2)]		3	4965902	0	0	4965902	32.16	4965902	0	4965902	0	32.16	0	0	0	0	4965902



Table III Statement showing shareholding pattern of the Public Shareholder

Category & Name of the shareholders	PAN	No. of shareholder	No. of fully paid up equity shares held	No. of partly paid up equity shares held	No. of shares underlying Depository Receipts	Total nos. shares held	Shareholding as a % of total no. of shares (calculated as per SCRR, 1957 as a % of (A+B+C2) VIII)	No. of Voting Rights held in each class of securities (IX)			Total as a % of (A+B+C)	No. of shares underlying convertible securities (including warrants) (X)	Shareholding as a % assuming full conversion of convertible securities (as a % of diluted share capital) (XI)=(VII)+(X) As a % of	Number of locked in shares (XII)		Number of shares pledged or otherwise encumbered (XIII)		Number of equity shares held in dematerialized form (XIV)
								No of Voting Rights - Class X	No of Voting Rights - Class Y	Total				No.	As a % of total shares held	No.	As a % of total shares held	
(i)	(ii)	(iii)	(iv)	(v)	(vi)	(vii)=(iv)+(v)+(vi)	(viii)	(ix)	(x)	(xi)=(viii)+(x)	(xii)	(xiii)	(xiv)	(xv)	(xvi)	(xvii)	(xviii)	
(f)																		
[a]	Mutual Funds DSP Blackrock balanced Fund HDFC Trustee Co.Ltd.	10 1 1	2166838 567416 1372137	0 0 0	0 0 0	2166838 567416 1372137	14.03 3.67 8.89	0 0 0	0 0 0	0 0 0	14.03 3.67 8.89	0 0 0	0 0 0	0 0 0	0 0 0	0 0 0	0 0 0	2166588 567416 1372137
[b]	Venture Capital Funds	0	0	0	0	0	0.00	0	0	0	0.00	0	0	0	0	0	0	0
[c]	Alternate investment Funds	0	0	0	0	0	0.00	0	0	0	0.00	0	0	0	0	0	0	0
[d]	Foreign Venture Capital Investors	0	0	0	0	0	0.00	0	0	0	0.00	0	0	0	0	0	0	0
[e]	Foreign Portfolio Investors	44	1505691	0	0	1505691	9.75	0	0	0	9.75	0	0	0	0	0	0	1505641
[f]	Matthews India Fund	1	1167175	0	0	1167175	7.56	0	0	0	7.56	0	0	0	0	0	0	1167175
[g]	Financial institutions/Banks Insurance Companies	17 4	13756 313842	0 0	0 0	13756 313842	0.09 2.03	0 0	0 0	0 0	0.09 2.03	0 0	0 0	0 0	0 0	0 0	0 0	9362 304092
[h]	The New India Assurance Co. Ltd Provident Funds/Pension Funds	1 0	235721 0	0 0	0 0	235721 0	1.53 0.00	0 0	0 0	0 0	1.53 0.00	0 0	0 0	0 0	0 0	0 0	0 0	235721
[i]	Any other (specify) Sub-Total (B)(1)	75	4000127	0	0	4000127	25.90	0	0	0	25.90	0	0	0	0	0	0	3985683
2	Central Government/ State Government(s)/ President of India	0	0	0	0	0	0	0	0	0	0	0	0	0	0	0	0	0
	Sub-Total (B)(2)	0	0	0	0	0	0	0	0	0	0	0	0	0	0	0	0	0




Table III Statement showing shareholding pattern of the Public Shareholder

Category & Name of the shareholders	PAN	No. of shareholder	No. of fully paid up equity shares held	No. of partly paid up equity shares held	No. of underlying Depository Receipts	Total nos. shares held	Shareholding as a % of total no. of shares (calculated as per SCRR, 1957 as a % of (A+B+C2) VIII	No. of Voting Rights held in each class of securities (IX)			Total as a % of (A+B+C)	No. of shares outstanding convertible securities (including warrants) (X)	Shareholding as a % assuming full conversion of convertible securities (as a % of diluted share capital) (XI) = (VII) + (X) As a % of	Number of locked in shares (XII)		Number of shares pledged or otherwise encumbered (XIII)	Number of equity shares held in dematerialized form (XIV)
								Class X	Class Y	Total				No.	As a % of total shares held		
3 Non-Institutions																	
(i) Individual shareholders holding nominal share capital up to Rs. 2 lakhs		13658	1765394	0	0	1765394	11.43	0	1765394	0	11.43	0	0	0	NA	1370664	
(ii) Individual shareholders holding nominal share capital in excess of Rs. 2 lakhs		3	102365	0	0	102365	0.66	0	102365	0	0.66	0	0	0	NA	75757	
(b) NBFCs registered with RBI		1	327	0	0	327	0.00	0	327	0	0.00	0	0	0	NA	327	
(c) Employee Trusts		0	0	0	0	0	0.00	0	0	0	0.00	0	0	0	NA	0	
(d) Overseas depositories holding DRs		0	0	0	0	0	0.00	0	0	0	0.00	0	0	0	NA	0	
(e) Any other (specify)																	
NRIs		342	35326	0	0	35326	0.23	0	35326	0	0.23	0	0	0	NA	35326	
IEPF		1	68386	0	0	68386	0.44	0	68386	0	0.44	0	0	0	NA	68386	
NRIs Non-repatriable		206	58670	0	0	58670	0.38	0	58670	0	0.38	0	0	0	NA	57055	
Trusts		4	14723	0	0	14723	0.10	0	14723	0	0.10	0	0	0	NA	14723	
Cleaning Members		27	2972	0	0	2972	0.02	0	2972	0	0.02	0	0	0	NA	2972	
Bodics Corporates		325	4268573	0	0	4268573	27.64	0	4268573	0	27.64	0	0	0	NA	4264742	
Bright Star Investments Private Limited	AAACB246C	1	4007118	0	0	4007118	25.95	0	4007118	0	25.95	0	0	0	NA	4007118	
Custodian of Enemy Property		7	119532	0	0	119532	0.77	0	119532	0	0.77	0	0	0	NA	0	
HUF		234	39598	0	0	39598	0.26	0	39598	0	0.26	0	0	0	NA	39598	
Directors & their relatives		1	25	0	0	25	0.00	0	25	0	0.00	0	0	0	NA	0	
Sub-Total (B)(3)		14809	6475891	0	0	6475891	41.94	0	6475891	0	41.94	0	0	0	NA	5929550	
Total Public Shareholding B= (B)(1)+(B)(2)+(B)(3)		14884	10476018	0	0	10476018	67.84	0	10476018	0	67.84	0	0	0	NA	9915233	

Details of the shareholders acting as persons in concert including their shareholding (No. and %)

Name of the shareholder	Name of the PAC	No. of shares	Holding %

No. of shareholders	No. of shares held in demat suspense account




Table IV Statement showing shareholding pattern of the Non Promoter - Non Public Shareholder

Category B Name of the shareholders	PAN	No. of shareholder	No. of fully paid up equity shares held	No. of partly paid up equity shares held	No. of shares underlying Depository Receipts	Total nos. shares held	Shareholding as a % of total no. of shares (calculated as per SCRR, 1957 as a % of (A+B+CZ) VIII	No. of Voting Rights held in each class of securities (IX)			No. of underlying convertible securities (including warrants) (X)	Shareholding as a % assuming full conversion of convertible securities (as a % of diluted share capital) (XI)=(VII)+(X) As a % of	Number of locked in shares (XII)		Number of shares pledged or otherwise encumbered (XIII)		Number of equity shares held in dematerialized form (XIV)
								Class X	Class Y	Total			No.	As a % of total shares held	No.	As a % of total shares held	
								(I)	(II)	(III)			(IV)	(V)	(VI)	(VII)=(IV)+(V)+(VI)	
(1) Custodian/DR Holder		0	0	0	0	0	0	0	0	0	0	0	0	0	0	0	0
(2) Employee Benefit Trust under SEBI (Share based Employee Benefit) Regulations, 2014		0	0	0	0	0	0	0	0	0	0	0	0	0	0	0	0
Total Non-Promoter - Non Public Shareholding		0	0	0	0	0	0	0	0	0	0	0	0	0	0	0	0
[C]= [C](1)+[C](2)		0	0	0	0	0	0	0	0	0	0	0	0	0	0	0	0

