

|   |   |                        |
|---|---|------------------------|
| 1 | Name of Listed Entity   | VST INDUSTRIES LIMITED |
| 2 | Scrip code/Name of Scrip/Class of Security                        | 509566/ VSTIND/ Equity |
| 3 | Share Holding Pattern Filed under Reg. 31(1)(b) for Quarter ended | 31st March, 2018       |

| 4 Declaration: |   |     |    |
|----------------|---|-----|----|
|                | Particulars   | Yes | No |
| 1              | Whether the Listed Entity has issued any partly paid up shares                        | -   | No |
| 2              | Whether the Listed Entity has issued any Convertible Securities or Warrants           | -   | No |
| 3              | Whether the Listed Entity has any shares against which depository receipts are issued | -   | No |
| 4              | Whether the Listed Entity has any shares in locked-in                                 | -   | No |
| 5              | Whether any shares held by promoters are pledged or other encumbered                  | -   | No |




Table I Summary statement holding of specified securities

| Category<br>(I) | Category of shareholder<br>(II) | Nos. of shareholders<br>(III) | No. of fully paid up equity shares held<br>(IV) | No. of partly paid up equity shares held<br>(V) | No. of shares underlying Depository Receipts<br>(VI) | Total nos. shares held<br>(VII)=<br>(IV)+(V)+(VI) | Shareholding as a % of total no. of shares (calculated as per SCRR, 1957 as a % of (A+B+C2)<br>VIII | No. of Voting Rights held in each class of securities<br>(IX) |          |                 |                               | No. of shares underlying convertible securities (including warrants)<br>(X) | Shareholding as a % assuming full conversion of convertible securities (as a % of diluted share capital)<br>(XI)=(VII)+(X)<br>As a % of (A+B+C2) | Number of locked in shares<br>(XII) |                                      | Number of shares pledged or otherwise encumbered<br>(XIII) |                                      | Number of equity shares held in dematerialized form<br>(XIV) |
|-----------------|---------------------------------|-------------------------------|---|---|--|---|---|---|----------|-----------------|-------------------------------|---|--|-------------------------------------|--------------------------------------|--|--------------------------------------|--|
|                 |                                 |                               |   |   |  |   |   | No of Voting Rights   |          |                 | Total<br>as a %<br>of (A+B+C) |   |  | No.                                 | As a %<br>of total<br>shares<br>held | No.  | As a %<br>of total<br>shares<br>held |  |
|                 |                                 |                               |   |   |  |   |   | Class X   | Class Y  | Total           |                               |   |  |                                     |                                      |  |                                      |  |
|                 |                                 |                               |   |   |  |   |   |   |          |                 |                               |   |  |                                     |                                      |  |                                      |  |
| [A]             | Promoter & Promoter Group       | 3                             | 4965902   | 0   | 0  | 4965902   | 32.16   | 4965902   | 0        | 4965902         | 32.16                         | 0   | 32.16  | 0                                   | 0                                    | 0  | 0                                    | 4965902  |
| [B]             | Public                          | 13745                         | 10476018  | 0   | 0  | 10476018  | 67.84   | 10476018  | 0        | 10476018        | 67.84                         | 0   | 67.84  | 0                                   | 0                                    | 0  | 0                                    | 9909193  |
| [C]             | Non Promoter-Non Public         | 0                             | 0   | 0   | 0  | 0   | 0   | 0   | 0        | 0               | 0                             | 0   | 0  | 0                                   | 0                                    | NA   | NA                                   | 0  |
| [C1]            | Shares underlying DRS           | 0                             | 0   | 0   | 0  | 0   | NA  | 0   | 0        | 0               | 0                             | 0   | 0  | 0                                   | 0                                    | NA   | NA                                   | 0  |
| [C2]            | Shares held by Employee Trusts  | 0                             | 0   | 0   | 0  | 0   | 0   | 0   | 0        | 0               | 0                             | 0   | 0  | 0                                   | 0                                    | NA   | NA                                   | 0  |
|                 | <b>Total</b>                    | <b>13748</b>                  | <b>15441920</b>                                 | <b>0</b>  | <b>0</b>   | <b>15441920</b>                                   | <b>100</b>  | <b>15441920</b>   | <b>0</b> | <b>15441920</b> | <b>100</b>                    | <b>0</b>  | <b>100</b>   | <b>0</b>                            | <b>0</b>                             | <b>0</b>   | <b>0</b>                             | <b>14875095</b>  |




Table II Statement showing shareholding pattern of the Promoter and Promoter Group

| (I)   | (II)       | (III) | (IV)    | (V) | (VI) | (VII)=<br>(IV)+(V)+(VI) | Shareholding<br>as a % of<br>total no. of<br>shares<br>(calculated<br>as per SCRR,<br>1957<br>as a % of<br>(A+B+C2)<br>VIII | No. of Voting Rights held<br>in each class of securities<br>(IX) |         |         | No. of<br>shares<br>underlying<br>convertible<br>securities<br>(including<br>warrants)<br>(X) | Shareholding<br>as a % assuming<br>full conversion<br>of convertible<br>securities (as<br>a % of diluted<br>share capital)<br>(XI)=(VII)+(X)<br>As a % of | Number of locked<br>in shares<br>(XII) |     | Number of shares<br>pledged or otherwise<br>encumbered<br>(XIII) |     | Number<br>of equity<br>shares<br>held in<br>dematerialized<br>form<br>(XIV) |                                      |         |
|---|------------|-------|---------|-----|------|-------------------------|---|--|---------|---------|---|---|--|-----|--|-----|---|--------------------------------------|---------|
|   |            |       |         |     |      |                         |   | No of Voting Rights  |         |         |   |   | Total<br>as a %<br>of (A+B+C)          | No. | As a %<br>of total<br>shares<br>held                             | No. |   | As a %<br>of total<br>shares<br>held |         |
|   |            |       |         |     |      |                         |   | Class X  | Class Y | Total   |   |   |  |     |  |     |   |                                      |         |
|   |            |       |         |     |      |                         |   |  |         |         |   |   |  |     |  |     |   |                                      |         |
| (1) Indian  |            |       |         |     |      |                         |   |  |         |         |   |   |  |     |  |     |   |                                      |         |
| [a] Individuals/HUF   |            | 0     | 0       | 0   | 0    | 0                       | 0   | 0  | 0       | 0       | 0   | 0   | 0                                      | 0   | 0  | 0   | 0   | 0                                    | 0       |
| [b] Central Government/<br>State Government(s)                        |            | 0     | 0       | 0   | 0    | 0                       | 0   | 0  | 0       | 0       | 0   | 0   | 0                                      | 0   | 0  | 0   | 0   | 0                                    | 0       |
| [c] Financial<br>Institutions/Banks                                   |            | 0     | 0       | 0   | 0    | 0                       | 0   | 0  | 0       | 0       | 0   | 0   | 0                                      | 0   | 0  | 0   | 0   | 0                                    | 0       |
| [d] Any other   |            | 0     | 0       | 0   | 0    | 0                       | 0   | 0  | 0       | 0       | 0   | 0   | 0                                      | 0   | 0  | 0   | 0   | 0                                    | 0       |
| Sub-Total (A)(1)  |            | 0     | 0       | 0   | 0    | 0                       | 0   | 0  | 0       | 0       | 0   | 0   | 0                                      | 0   | 0  | 0   | 0   | 0                                    | 0       |
| (2) Foreign   |            |       |         |     |      |                         |   |  |         |         |   |   |  |     |  |     |   |                                      |         |
| [a] Individuals(Non-<br>Resident Individuals<br>/Foreign Individuals) |            | 0     | 0       | 0   | 0    | 0                       | 0   | 0  | 0       | 0       | 0   | 0   | 0                                      | 0   | 0  | 0   | 0   | 0                                    | 0       |
| [b] Government  |            | 0     | 0       | 0   | 0    | 0                       | 0   | 0  | 0       | 0       | 0   | 0   | 0                                      | 0   | 0  | 0   | 0   | 0                                    | 0       |
| [c] Institutions  |            | 0     | 0       | 0   | 0    | 0                       | 0   | 0  | 0       | 0       | 0   | 0   | 0                                      | 0   | 0  | 0   | 0   | 0                                    | 0       |
| [d] Foreign Portfolio<br>investor                                     |            | 0     | 0       | 0   | 0    | 0                       | 0   | 0  | 0       | 0       | 0   | 0   | 0                                      | 0   | 0  | 0   | 0   | 0                                    | 0       |
| [e] Any other (specify)   |            |       |         |     |      |                         |   |  |         |         |   |   |  |     |  |     |   |                                      |         |
| Bodies Corporate  |            | 3     | 4965902 | 0   | 0    | 4965902                 | 32.16   | 4965902  | 0       | 4965902 | 32.16   | 0   | 32.16                                  | 0   | 0  | 0   | 0   | 0                                    | 4965902 |
| The Raleigh Investment<br>Company Limited                             | AADCT3519P | 1     | 3620420 | 0   | 0    | 3620420                 | 23.45   | 3620420  | 0       | 3620420 | 23.45   | 0   | 23.45                                  | 0   | 0  | 0   | 0   | 0                                    | 3620420 |
| Tobacco Manufacturers<br>(India) Limited                              | AADCT3518N | 1     | 1278942 | 0   | 0    | 1278942                 | 8.28  | 1278942  | 0       | 1278942 | 8.28  | 0   | 8.28                                   | 0   | 0  | 0   | 0   | 0                                    | 1278942 |
| Rothmans International<br>Enterprises Limited                         | AAECR6153N | 1     | 66540   | 0   | 0    | 66540                   | 0.43  | 66540  | 0       | 66540   | 0.43  | 0   | 0.43                                   | 0   | 0  | 0   | 0   | 0                                    | 66540   |
| Sub-Total (A)(2)  |            | 3     | 4965902 | 0   | 0    | 4965902                 | 32.16   | 4965902  | 0       | 4965902 | 32.16   | 0   | 32.16                                  | 0   | 0  | 0   | 0   | 0                                    | 4965902 |
| Total Shareholding of<br>Promoter and<br>Promoter Group               |            |       |         |     |      |                         |   |  |         |         |   |   |  |     |  |     |   |                                      |         |
| A={A}(1)+{A}(2)   |            | 3     | 4965902 | 0   | 0    | 4965902                 | 32.16   | 4965902  | 0       | 4965902 | 32.16   | 0   | 32.16                                  | 0   | 0  | 0   | 0   | 0                                    | 4965902 |



Table III Statement showing shareholding pattern of the Public Shareholder

| (I) | (II)  | (III)      | (IV) | (V)     | (VI) | (VII)-<br>(IV)+(V)+(VI) | Shareholding<br>as a % of<br>total no. of<br>shares<br>(calculated<br>as per SCRR,<br>1957<br>as a % of<br>(A+B+C2)<br>VIII | No. of Voting Rights held<br>In each class of securities<br>(IX) |         |       | No. of<br>shares<br>underlying<br>outstanding<br>convertible<br>securities<br>(including<br>warrants)<br>(X) | Shareholding<br>as a % assuming<br>full conversion<br>of convertible<br>securities (as<br>a % of diluted<br>share capital)<br>(XI)-(VII)+(X)<br>As a % of | Number of locked<br>in shares<br>(XII) |     | Number of shares<br>pledged or otherwise<br>encumbered<br>(XIII) |     | Number<br>of equity<br>shares<br>held in<br>dematerialized<br>form<br>(XIV) |                                      |
|-----|---|------------|------|---------|------|-------------------------|---|--|---------|-------|--|---|--|-----|--|-----|---|--------------------------------------|
|     |   |            |      |         |      |                         |   | No of Voting Rights  |         |       |  |   | Total<br>as a %<br>of (A+B+C)          | No. | As a %<br>of total<br>shares<br>held                             | No. |   | As a %<br>of total<br>shares<br>held |
|     |   |            |      |         |      |                         |   | Class X  | Class Y | Total |  |   |  |     |  |     |   |                                      |
|     |   |            |      |         |      |                         |   |  |         |       |  |   |  |     |  |     |   |                                      |
| (1) | Institutions  |            |      |         |      |                         |   |  |         |       |  |   |  |     |  |     |   |                                      |
| [a] | Mutual Funds  |            | 18   | 1986698 | 0    | 0                       | 1986698   | 12.87  | 1986698 | 0     | 1986698  | 12.87   | 0                                      | 0   | 0  | NA  | NA  | 1986448                              |
|     | DSP Blackrock Balanced Fund                                       | AAAJD0430B | 3    | 423610  | 0    | 0                       | 423610  | 2.74   | 423610  | 0     | 423610   | 2.74  | 0                                      | 0   | 0  | NA  | NA  | 423610                               |
|     | HDFC Trustee Co.Ltd.  | AAATH1809A | 4    | 1371722 | 0    | 0                       | 1371722   | 8.88   | 1371722 | 0     | 1371722  | 8.88  | 0                                      | 0   | 0  | NA  | NA  | 1371722                              |
| [b] | Venture Capital Funds   |            | 0    | 0       | 0    | 0                       | 0   | 0.00   | 0       | 0     | 0  | 0.00  | 0                                      | 0   | 0  | NA  | NA  | 0                                    |
| [c] | Alternate Investment Funds  |            | 0    | 0       | 0    | 0                       | 0   | 0.00   | 0       | 0     | 0  | 0.00  | 0                                      | 0   | 0  | NA  | NA  | 0                                    |
| [d] | Foreign Venture Capital Investors                                 |            | 0    | 0       | 0    | 0                       | 0   | 0.00   | 0       | 0     | 0  | 0.00  | 0                                      | 0   | 0  | NA  | NA  | 0                                    |
| [e] | Foreign Portfolio Investors                                       |            | 28   | 1467346 | 0    | 0                       | 1467346   | 9.50   | 1467346 | 0     | 1467346  | 9.50  | 0                                      | 0   | 0  | NA  | NA  | 1467296                              |
|     | Matthews India Fund   | AA8TM6157F | 1    | 1167175 | 0    | 0                       | 1167175   | 7.56   | 1167175 | 0     | 1167175  | 7.56  | 0                                      | 0   | 0  | NA  | NA  | 1167175                              |
| [f] | Financial institutions/Banks                                      |            | 18   | 14143   | 0    | 0                       | 14143   | 0.09   | 14143   | 0     | 14143  | 0.09  | 0                                      | 0   | 0  | NA  | NA  | 9749                                 |
| [g] | Insurance Companies   |            | 4    | 313842  | 0    | 0                       | 313842  | 2.03   | 313842  | 0     | 313842   | 2.03  | 0                                      | 0   | 0  | NA  | NA  | 304092                               |
|     | The New India Assurance Co. Ltd                                   | AAACH4165C | 1    | 235721  | 0    | 0                       | 235721  | 1.53   | 235721  | 0     | 235721   | 1.53  | 0                                      | 0   | 0  | NA  | NA  | 235721                               |
| [h] | Provident Funds/Pension Funds                                     |            | 0    | 0       | 0    | 0                       | 0   | 0.00   | 0       | 0     | 0  | 0.00  | 0                                      | 0   | 0  | NA  | NA  | 0                                    |
| [i] | Any other (specify)   |            | 0    | 0       | 0    | 0                       | 0   | 0.00   | 0       | 0     | 0  | 0.00  | 0                                      | 0   | 0  | NA  | NA  | 0                                    |
|     | Sub-Total (B){1}  |            | 68   | 3782029 | 0    | 0                       | 3782029   | 24.49  | 3782029 | 0     | 3782029  | 24.49   | 0                                      | 0   | 0  | NA  | NA  | 3767585                              |
| 2   | Central Government/<br>State Government(s)/<br>President of India |            | 0    | 0       | 0    | 0                       | 0   | 0  | 0       | 0     | 0  | 0   | 0                                      | 0   | 0  | NA  | NA  | 0                                    |
|     | Sub-Total (B){2}  |            | 0    | 0       | 0    | 0                       | 0   | 0  | 0       | 0     | 0  | 0   | 0                                      | 0   | 0  | NA  | NA  | 0                                    |




Table III Statement showing shareholding pattern of the Public Shareholder

| (I) | (II)  | (III)      | (IV)  | (V)      | (VI) | (VII)=<br>(IV)+(V)+(VI) | Shareholding<br>as a % of<br>total no. of<br>shares<br>(calculated<br>as per SCRR,<br>1957<br>as a % of<br>(A+B+C2)<br>VIII | No. of Voting Rights held<br>in each class of securities<br>(IX) |          |       | No. of<br>shares<br>underlying<br>outstanding<br>convertible<br>securities<br>(including<br>warrants)<br>(X) | Shareholding<br>as a % assuming<br>full conversion<br>of convertible<br>securities (as<br>a % of diluted<br>share capital)<br>(XI)=(VII)+(X)<br>As a % of | Number of locked<br>in shares<br>(XII) |     | Number of shares<br>pledged or otherwise<br>encumbered<br>(XIII) |     | Number<br>of equity<br>shares<br>held in<br>dematerialized<br>form<br>(XIV) |                                      |
|-----|---|------------|-------|----------|------|-------------------------|---|--|----------|-------|--|---|--|-----|--|-----|---|--------------------------------------|
|     |   |            |       |          |      |                         |   | No of Voting Rights  |          |       |  |   | Total<br>as a %<br>of (A+B+C)          | No. | As a %<br>of total<br>shares<br>held                             | No. |   | As a %<br>of total<br>shares<br>held |
|     |   |            |       |          |      |                         |   | Class X  | Class Y  | Total |  |   |  |     |  |     |   |                                      |
|     |   |            |       |          |      |                         |   |  |          |       |  |   |  |     |  |     |   |                                      |
| 3   | Non-Institutions  |            |       |          |      |                         |   |  |          |       |  |   |  |     |  |     |   |                                      |
|     | [i] Individual shareholders holding nominal share capital up to Rs. 2 lakhs         |            | 12694 | 1702618  | 0    | 0                       | 1702618   | 11.03  | 1702618  | 0     | 1702618  | 11.03   | 0                                      | 0   | NA   | NA  | 1301848   |                                      |
|     | [ii] Individual shareholders holding nominal share capital in excess of Rs. 2 lakhs |            | 3     | 97840    | 0    | 0                       | 97840   | 0.63   | 97840    | 0     | 97840  | 0.63  | 0                                      | 0   | NA   | NA  | 71232   |                                      |
| [b] | NBFCs registered with RBI   |            | 0     | 0        | 0    | 0                       | 0   | 0.00   | 0        | 0     | 0  | 0.00  | 0                                      | 0   | NA   | NA  | 0   |                                      |
| [c] | Employee Trusts   |            | 0     | 0        | 0    | 0                       | 0   | 0.00   | 0        | 0     | 0  | 0.00  | 0                                      | 0   | NA   | NA  | 0   |                                      |
| [d] | Overseas depositories holding DRs   |            | 0     | 0        | 0    | 0                       | 0   | 0.00   | 0        | 0     | 0  | 0.00  | 0                                      | 0   | NA   | NA  | 0   |                                      |
| [e] | Any other (specify)   |            |       |          |      |                         |   |  |          |       |  |   |  |     |  |     |   |                                      |
|     | NRIs  |            | 240   | 31137    | 0    | 0                       | 31137   | 0.20   | 31137    | 0     | 31137  | 0.20  | 0                                      | 0   | NA   | NA  | 31137   |                                      |
|     | IEPF  |            | 1     | 68386    | 0    | 0                       | 68386   | 0.44   | 68386    | 0     | 68386  | 0.44  | 0                                      | 0   | NA   | NA  | 68386   |                                      |
|     | NRIs Non-repatriable  |            | 159   | 55620    | 0    | 0                       | 55620   | 0.36   | 55620    | 0     | 55620  | 0.36  | 0                                      | 0   | NA   | NA  | 54005   |                                      |
|     | Trusts  |            | 4     | 14703    | 0    | 0                       | 14703   | 0.10   | 14703    | 0     | 14703  | 0.10  | 0                                      | 0   | NA   | NA  | 14703   |                                      |
|     | Clearing Members  |            | 19    | 654      | 0    | 0                       | 654   | 0.00   | 654      | 0     | 654  | 0.00  | 0                                      | 0   | NA   | NA  | 654   |                                      |
|     | Bodies Corporates   |            | 330   | 4568469  | 0    | 0                       | 4568469   | 29.58  | 4568469  | 0     | 4568469  | 29.58   | 0                                      | 0   | NA   | NA  | 4564638   |                                      |
|     | Bright Star Investments Private Limited   | AAACB2446C | 1     | 4007118  | 0    | 0                       | 4007118   | 25.95  | 4007118  | 0     | 4007118  | 25.95   | 0                                      | 0   | NA   | NA  | 4007118   |                                      |
|     | ICICI Lombard General Insurance Company Limited                                     | AAACI7904G | 1     | 302100   | 0    | 0                       | 302100  | 1.96   | 302100   | 0     | 302100   | 1.96  | 0                                      | 0   | NA   | NA  | 302100  |                                      |
|     | Custodian of Enemy Property   |            | 7     | 119532   | 0    | 0                       | 119532  | 0.77   | 119532   | 0     | 119532   | 0.77  | 0                                      | 0   | NA   | NA  | 0   |                                      |
|     | HUF   |            | 219   | 35005    | 0    | 0                       | 35005   | 0.23   | 35005    | 0     | 35005  | 0.23  | 0                                      | 0   | NA   | NA  | 35005   |                                      |
|     | Directors & their relatives   |            | 1     | 25       | 0    | 0                       | 25  | 0.00   | 25       | 0     | 25   | 0.00  | 0                                      | 0   | NA   | NA  | 0   |                                      |
|     | Sub-Total (B)(3)  |            | 13677 | 6693989  | 0    | 0                       | 6693989   | 43.35  | 6693989  | 0     | 6693989  | 43.35   | 0                                      | 0   | NA   | NA  | 6141608   |                                      |
|     | Total Public Shareholding B=  |            |       |          |      |                         |   |  |          |       |  |   |  |     |  |     |   |                                      |
|     | (B)(1)+(B)(2)+(B)(3)  |            | 13745 | 10476018 | 0    | 0                       | 10476018  | 67.84  | 10476018 | 0     | 10476018   | 67.84   | 0                                      | 0   | NA   | NA  | 9909193   |                                      |



Table IV Statement showing shareholding pattern of the Non Promoter - Non Public Shareholder

| (I) | (II)   | (III) | (IV) | (V) | (VI) | (VII)=<br>(IV)+(V)+(VI) | Shareholding<br>as a % of<br>total no. of<br>shares<br>(calculated<br>as per SCRR,<br>1957<br>as a % of<br>(A+B+C2)<br>VIII | No. of Voting Rights held<br>in each class of securities<br>(IX) |         |       |                               | No. of<br>shares<br>underlying<br>outstanding<br>convertible<br>securities<br>(including<br>warrants)<br>(X) | Shareholding<br>as a % assuming<br>full conversion<br>of convertible<br>securities (as<br>a % of diluted<br>share capital)<br>(XI)=(VII)+(X)<br>As a % of | Number of locked<br>in shares<br>(XII) |                                      | Number of shares<br>pledged or otherwise<br>encumbered<br>(XIII) |                                      | Number<br>of equity<br>shares<br>held in<br>dematerialized<br>form<br>(XIV) |   |
|-----|--|-------|------|-----|------|-------------------------|---|--|---------|-------|-------------------------------|--|---|--|--------------------------------------|--|--------------------------------------|---|---|
|     |  |       |      |     |      |                         |   | No of Voting Rights  |         |       | Total<br>as a %<br>of (A+B+C) |  |   | No.                                    | As a %<br>of total<br>shares<br>held | No.  | As a %<br>of total<br>shares<br>held |   |   |
|     |  |       |      |     |      |                         |   | Class X  | Class Y | Total |                               |  |   |  |                                      |  |                                      |   |   |
|     |  |       |      |     |      |                         |   |  |         |       |                               |  |   |  |                                      |  |                                      |   |   |
| (1) | Custodian/DR<br>Holder   |       | 0    | 0   | 0    | 0                       | 0   | 0  | 0       | 0     | 0                             | 0  | 0   | 0                                      | 0                                    | 0  | 0                                    | 0   | 0 |
| (2) | Employee Benefit<br>Trust under SEBI<br>(Share based<br>Employee Benefit)<br>Regulations, 2014 |       | 0    | 0   | 0    | 0                       | 0   | 0  | 0       | 0     | 0                             | 0  | 0   | 0                                      | 0                                    | 0  | 0                                    | 0   | 0 |
|     | Total Non-<br>Promoter - Non<br>Public<br>Shareholding<br>[C]= [C](1)+[C](2)                   |       | 0    | 0   | 0    | 0                       | 0   | 0  | 0       | 0     | 0                             | 0  | 0   | 0                                      | 0                                    | 0  | 0                                    | 0   | 0 |

